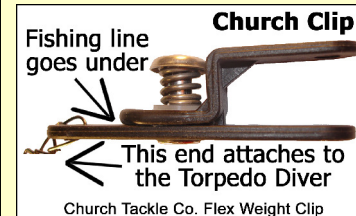
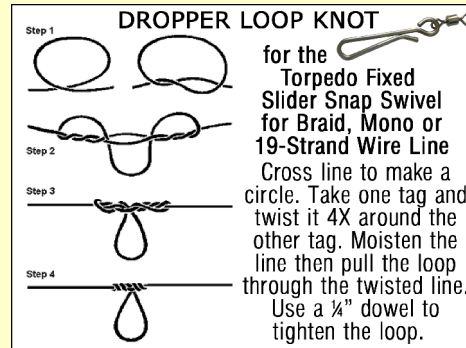


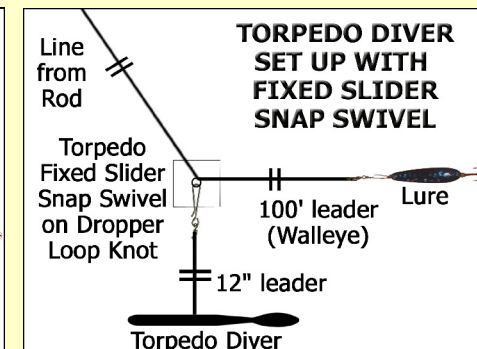
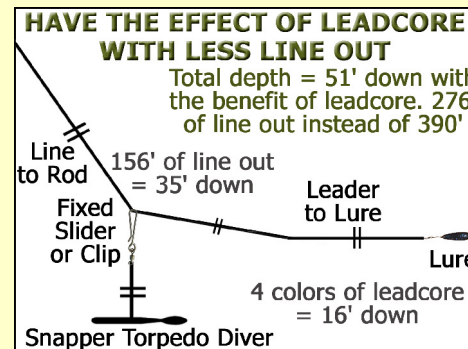
Torpedo Diver Snapper Depth Chart – 1 to 4 mph

Depth Chart is for 20lb Braid, 30lb Braid and 30lb Stainless Steel

Depth	Speed mph																														
	1	1.1	1.2	1.3	1.4	1.5	1.6	1.7	1.8	1.9	2	2.1	2.2	2.3	2.4	2.5	2.6	2.7	2.8	2.9	3	3.1	3.2	3.3	3.4	3.5	3.6	3.7	3.8	3.9	4
5	5	5	5	5	5	5	5	5	5	5	5	5	5	5	5	5	6	6	7	7	8	8	9	9	10	10	11	11	12	13	
10	10	10	10	10	10	10	10	10	10	11	13	14	15	17	18	20	22	23	25	27	29	30	34	35	37	39	41	44	46	48	51
15	15	15	15	15	15	16	18	21	23	26	29	32	35	38	42	45	49	52	56	61	65	68	75	80	84	87	93	98	103	109	115
20	20	20	20	22	25	28	32	37	41	46	51	57	61	67	74	80	86	93	100	108	116	121	134	142	150	154	165	174	184	194	204
25	25	25	29	34	39	44	51	57	64	72	80	88	96	105	115	124	135	145	156	169	181	190	210	221	234	241	258	272	287	303	
30	30	35	41	48	56	64	73	82	92	103	115	127	138	151	166	179	194	208	225	244	261	273	302								
35	39	47	56	66	76	87	99	112	126	141	156	173	188	205	226	244	264	284	306												
40	51	62	73	86	100	113	130	147	164	184	204	226	246	268	295																
45	64	78	93	109	126	143	164	186	208	232	258	287																			
50	80	96	115	135	156	177	203	229	257	287																					
55	96	117	139	163	189	214	245	277																							
60	115	139	165	194	225	255	292																								
65	135	163	194	227	264	299																									
70	156	189	225	264	306																										
75	179	217	258	303																											
80	204	247																													
85	230	278																													
90	258																														
95	287																														



- 1 With a fishing lure attached allow a leader according to the species desired.
- 2 Attach the Torpedo Diver 12" below the Fixed Slider Snap Swivel and attach to the line by sliding it through the Dropper Loop Knot (see diagram). See diagrams for the line placement when using the Church Clip or OR16 Clip.
- 3 Let out the amount of line to depth according to the chart. See website for other depth charts. Depth is Reduced by Drag: Deduct 7' for a Dodger, 5' for a Magnum Lure and 2' for a Four Inch Lure.
- 4 Place fishing rod in a rod holder.
- 5 When reeling in slip out the Fixed Slider or unclip the clip attached to the Torpedo Diver and continue to reel in your catch.
- 6 Enjoy Your Fishing Experience.



DO NOT drill any holes in the Torpedo Diver to add hooks. Drilling a hole and attaching a hook can be very dangerous. When fishing strong game fish **DO NOT** run a lead less than 30'. In both cases if the fish self releases close to the boat the energy loaded into the line could cause the Torpedo Diver to fly into the angler.